

Gunmetal Wheel Operated Tank Level Gauges

2

Standard Pattern

Series 0060		60/61	62	63
Diameter of Glass Tube	Ins	1/2"	5/8"	3/4"
Screwed BSP Male Thread	Ins	3/8" or 1/2"	1/2"	3/4"
Approx. Weight per Set	Kg	1.19	1.47	2.01

Hyd. test pressure	400lbs/in ²	28 Bar
Max. S.W.P.	175lbs/in ²	13 Bar at 392°F/200°C
Max. C.W.P.	200lbs/in ²	14 Bar

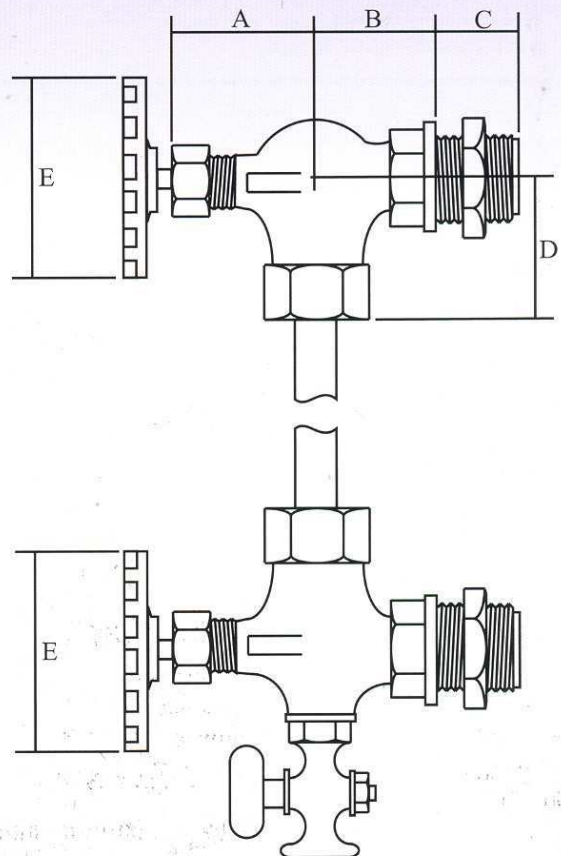
Light Pattern

Series 0070		70/71	72
Diameter of Glass Tube	Ins	1/2"	5/8"
Screwed BSP Male Thread	Ins	3/8" or 1/2"	1/2"
Approx. Weight per Set	Kg	0.68	0.73

Hyd. test pressure	250lbs/in ²	17.2 Bar
Max. S.W.P.	100lbs/in ²	7 Bar at 302°F/150°C
Max. C.W.P.	125lbs/in ²	9 Bar

Please state medium to be used on.

Wheel operated shut-off in both arms, "Coolgrip" handwheel and drain cock. When guard rods and glass tubes are required it is necessary to state the distance between the centres at which the gauges are to be fitted.



Screwed BSP Male	Glass O/D	A	B	C	D	E
SERIES 60						
3/8"	1/2"	1 3/4"	1 1/8"	1"	1 3/4"	2 1/4"
	(13)	(44)	(29)	(25)	(44)	(57)
1/2"	1/2"	1 3/4"	1 1/8"	1"	1 3/4"	2 1/4"
	(13)	(44)	(29)	(25)	(44)	(57)
1/2"	5/8"	1 3/4"	1 1/8"	1"	1 3/4"	2 1/4"
	(16)	(44)	(29)	(25)	(44)	(57)
3/4"	3/4"	2"	1 1/4"	1"	2 1/4"	3 1/8"
	(19)	(51)	(32)	(25)	(57)	(80)
SERIES 70						
3/8" or 1/2"	1/2"	1 1/4"	1"	3/4"	1 1/2"	2 1/4"
	(13)	(33)	(25)	(19)	(37)	(58)
1/2"	5/8"	1 1/8"	1 1/8"	3/4"	1 1/2"	2"
	(16)	(29)	(29)	(19)	(38)	(51)

Dimensions are approximate.
Millimetres in brackets

Stainless Steel Wheel Operated Tank Level Gauges

Standard Pattern

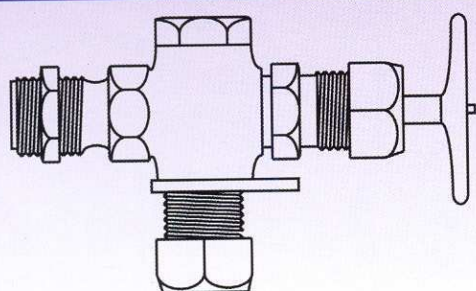
		AEC500	AEC750
Diameter of Glass Tube	Ins	1/2"	3/4"
Screwed BSP Male Thread	Ins	1/2"	3/4"

Material (Body): This is an investment casting manufactured in Stainless Steel. Finish: A.C.S.F. (Anti-corrosive surface finish).

Hyd. test pressure	400lbs/in ² 28 Bar
Max. S.W.P.	175lbs/in ² 13 Bar at 392°F/200°C
Max. C.W.P.	200lbs/in ² 14 Bar

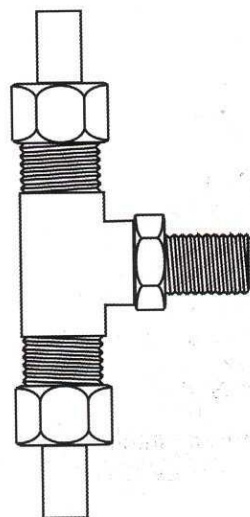
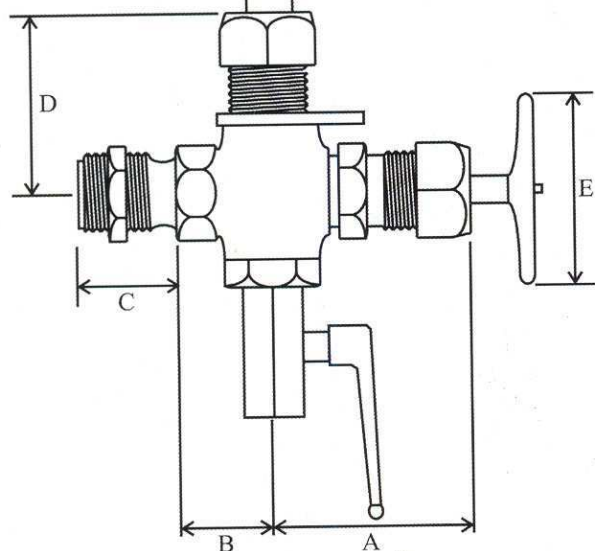
Wheel operated shut-off in both arms, "Coolgrip" handwheel and drain cock.

When guard rods and glass tubes are required it is necessary to state the distance between the centres at which the gauges are to be fitted. We can also offer flanged gauges to suit customer requirements. For longer centre distances we can offer stainless steel centre supports.



Screwed BSP Male	Glass O/D	A	B	C	D	E
SERIES AEC500						
	1/2"	2 3/4"	1 7/32"	1 3/16"	2 1/4"	2 1/4"
		(72)	(31)	(28)	(57)	(57)
SERIES AEC750						
	3/4"	2 3/4"	1 3/4"	1 3/16"	2 1/2"	2 1/4"
		(74)	(45)	(28)	(64)	(57)

NOTE: We reserve the right to alter specifications without notice.



Intermediate Arm

To support extra long sight tubes.

Also available in gunmetal.