



The Seetru CPI (Chemical and Process Industries) gauge is designed to provide direct level observation of chemicals and solvents. It is a tubular gauge with protective metal guard tube. For applications with higher pressure requirements, or where a more robust design is required, please see the CPI Reflex gauge (G34).

## Example Applications

- Chemical storage
- Solvents
- Water
- Coolant
- Oils (on-land)
- Fuel (on-land)
- General liquid storage

## Specifications

- Maximum working pressure for Glass Sight Tube: up to 22 Bar & 15°C @ 400mm centres
  - Maximum working pressure for Polycarbonate Sight Tube: up to 14 Bar & 100°C.
  - Maximum Operating Temperature: 250°C
  - Maximum Centre Distance: To suit requirements \*\*
  - Minimum Centre Distance – Closed Circuit Design: 150mm
- \*\* For gauges longer than 1000mm, the column is split into sections using intermediate supports. Each sections maximum length is 1000mm.

## Materials of Construction

Component	Material
Valve Units and Flanges	Stainless Steel 316
Guard Tube	Stainless Steel 316
Sight Tube	Borosilicate heat resisting glass
	Polycarbonate Plastic

## Seal Materials

Seal Material	Temperature Range
PTFE	Up to 250°C

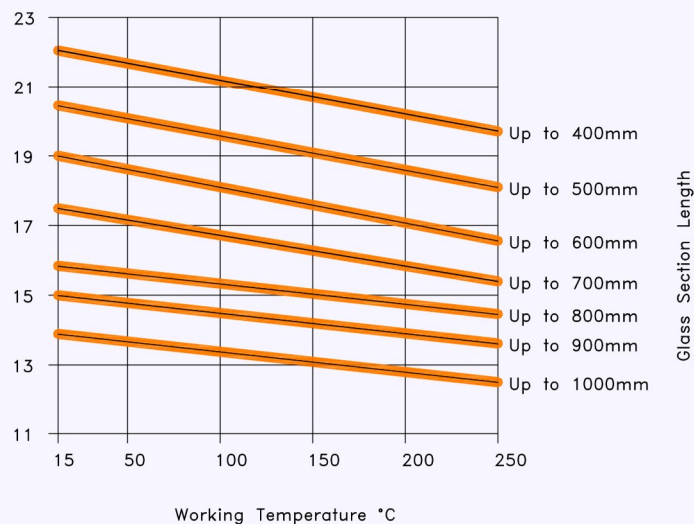
## Connection Options

Type	Size
Flanged Connections	DIN flanges DN25 to DN50
	ANSI Flanges 1" to 2"

Other connections available upon request.



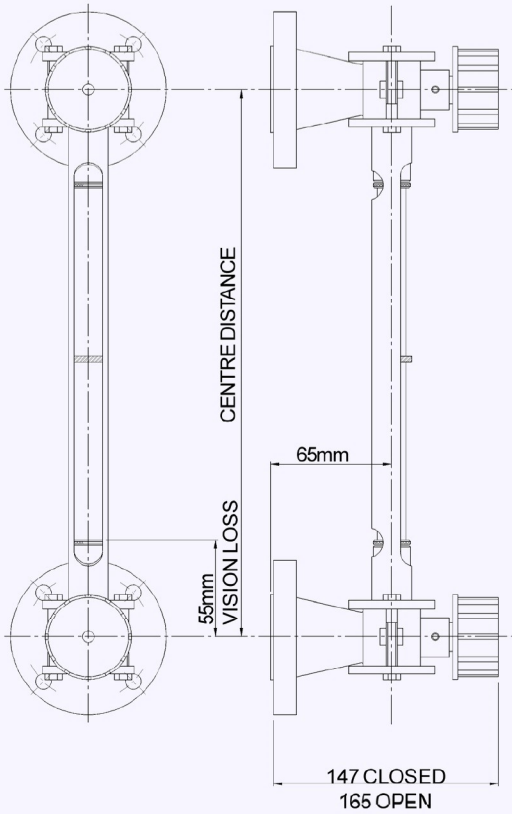
## Glass section pressure/temperature rating



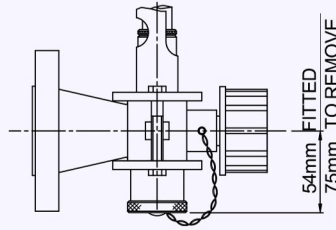
# Design:

Purpose designed hand wheel operated isolation valves with A.S.V. (auto shut-off valve) to prevent liquid loss if the glass was to be broken.

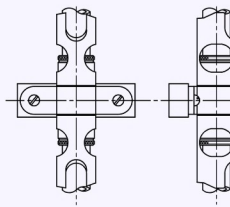
## Closed Circuit Design (Connection at top and bottom)



## Alternative Fitting (Drain/Vent Plug)



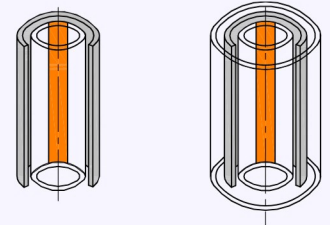
## INTERMEDIATE SUPPORT (MODEL G231)



THE MODEL G231 IS SUPPLIED IN A SINGLE SECTION UP TO 1000mm.

LONGER COLUMNS ARE SUPPLIED WITH INTERMEDIATE SUPPORTS WHICH DIVIDE THE COLUMN INTO SECTIONS, NOT EXCEEDING 1000mm IN EACH LENGTH. A SUPPORT PAD WILL BE REQUIRED ON THE TANK.

## GUARD TUBE PROTECTION



SINGLE SKIN  
GUARD G231

DOUBLE SKIN  
GUARD G232

GUARD TUBE MODEL G232 IS COMPLETELY HOUSED IN A CLEAR POLYCARBONATE TUBE (DOUBLE SKIN). FOR ADDITIONAL PROTECTION AND TO PREVENT SPILLAGE, IN THE EVENT OF A GLASS BREAKAGE.

## Materials

The CPI tubular gauge is constructed from stainless steel and has P.T.F.E. seals, meaning the gauge is suitable for a wide range of liquids.

## Instant dismantling and re-assembly

The CPI gauge tube can be removed from the tank for cleaning or servicing while valves remain sealed and the tank remains leakproof.

## Ease of viewing

The level of colourless liquid is indicated by magnification of a coloured strip on the sight tube.

## Graduation

Where a measure of the precise storage volume is required, graduated gauges can be supplied. The capacity units can either be marked on the guard tube or an engraved scale plate can be provided.

## Valve options

Sampling valves and drain/vent valves are available upon request.

## Column options

For additional protection and to prevent spillage in the event of a glass breakage, this gauge is available with a double guard tube. This consists of the standard metal guard housed in an additional clear polycarbonate outer guard tube.

## Electronic & digital readout

Remote reading system and/or computer interface options provide a dual system with the advantages of both electronic and sight glass systems. Level alarms can also be implemented.